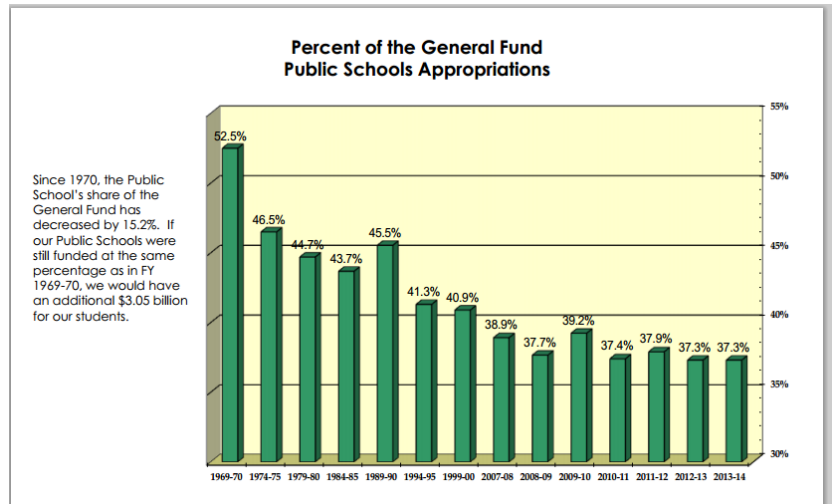
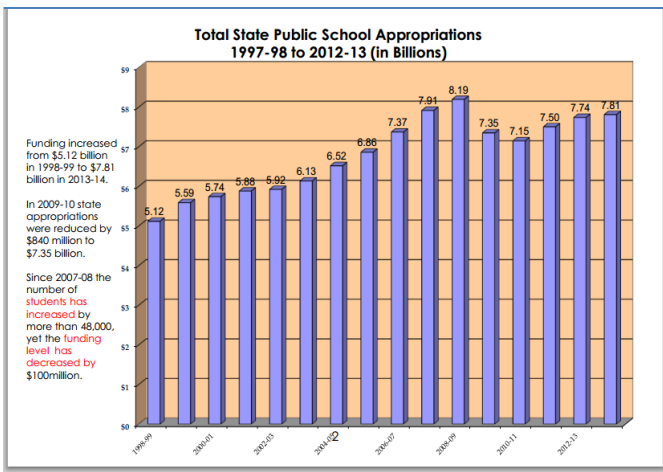
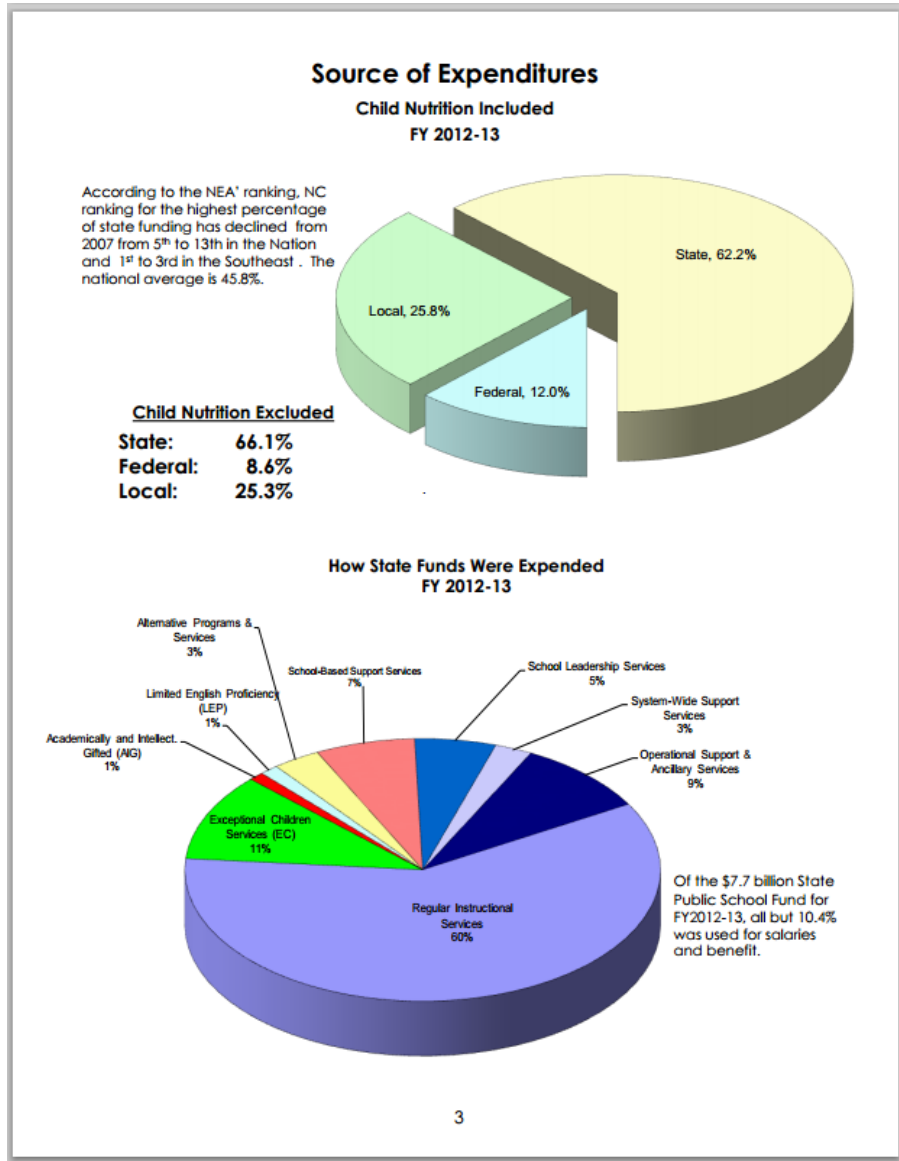


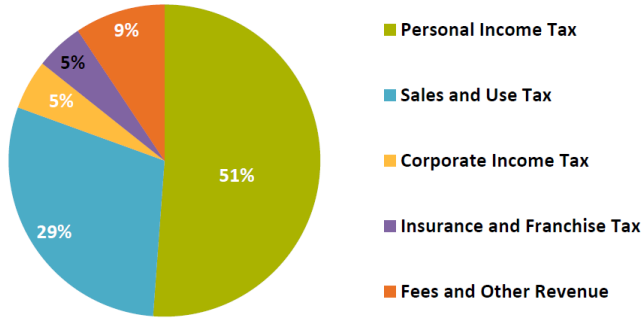
IMPACT OF NC BUDGET ON LOCAL SCHOOLS

PREPARED FEBRUARY 3, 2015 BY THE LEAGUE OF WOMEN VOTERS OF ORANGE, DURHAM AND CHATHAM COUNTIES



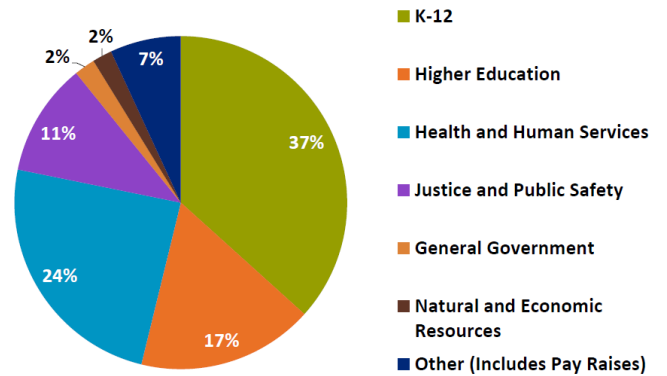
Graphs prepared by the NC Department of Public Instruction

More than Three-Quarters of State Revenue Come from 3 “Pillars”



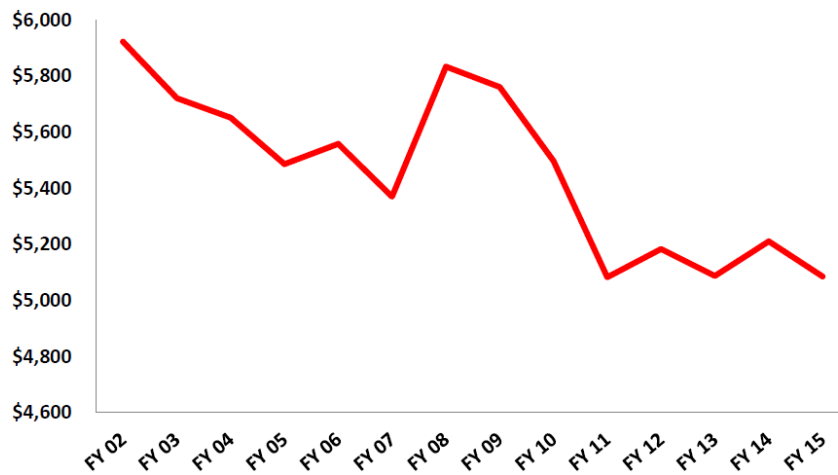
FY2015 General Fund Budget (BTC's analysis of State Controller data)

Majority of State Dollars Fund K-12 and Higher Education



FY2015; Assumes Salary Raises are in Salaries and Reserves

General Fund Investments on a per-child bases, adjusted for inflation



Source: NCGA-approved budgets; Assumes Pay Raises in Salaries & Reserves

Information above was excerpted from “State Budget and Tax Policies Causing Local Challenges,” prepared by LWV of Charlotte-Mecklenberg, January 2015, from data and analysis supplied by the NC Budget & Tax Center.

COMPARATIVE INFO ABOUT THESE 3 COUNTIES AND 4 SCHOOL DISTRICTS

Number of students served – allotted ADM (average daily membership) FY 2013-14:

- Durham 33,100
- Chatham 8,300
- Chapel Hill-Carrboro 12,300
- Orange 7,500

Find more information at these websites:

- Chapel Hill-Carrboro City Schools: www.chccs.k12.nc.us
- Chatham County Schools: www.chatham.k12.nc.us
- Durham Public Schools: www.dpsnc.net
- Orange County Schools: www.orange.k12.nc.us
- LWV Orange, Durham, Chatham Counties: www.lwvdc.org
- NCCU School of Education: www.nccu.edu/soe